



# Modern Heating Solutions

For churches,  
schools,  
community centres,  
offices / industrial  
and homes



## DRU gas wall heaters

<b>Introduction</b> to DRU	3
<b>Gas</b> – the clean burning fuel	4
<b>Why</b> you should choose DRU	5

## Product Range

<b>Powered flue gas wall heaters - Kamara Series</b>	6-7
<b>Balanced flue gas wall heaters - Art Series, Style Series</b>	8-9
<b>Balanced flue gas wall heaters - Diamond Series</b>	10
<b>Conventional flue gas wall heaters - S-Line, Pigalle</b>	10

## Technical Specifications

<b>All heaters</b>	11
--------------------	----

### Symbols



Natural gas with closed combustion



Natural gas with open combustion



Propane gas with closed combustion



Propane gas with open combustion



Heat output



Efficiency

Colours in this brochure may vary. Nothing in this edition may be used without prior written consent from DRU Verwarming B.V. in the Netherlands.

## DRU, successful for over 250 years!

### DRU in the year 1754

On 17th May 1754, a sales contract for the building of a new blast furnace was signed between Johan Baptist van den Bergh and some local entrepreneurs in Ulft, the Netherlands. This project heralded the start of a company that is still going strong to this day. The company is called De Koninklijke Diepenbrock en Reigers of Ulft or, in short; DRU.

DRU started out as a blast furnace, producing numerous products from cast iron. DRU pots and pans are still well known today. When natural gas was discovered in the Netherlands at the beginning of the 1960s, DRU switched to producing gas fireplaces and wall heaters. DRU is now one of the oldest industrial companies in the Netherlands.

### DRU now

DRU in the 21st century is a modern company that continues to specialise in producing gas heating appliances. It is the largest producer of balanced flue gas fires and wall heaters in Europe and also produces wood stoves and electric fires.

In 1999 it relocated from its original home in Ulft to Duiven. The buildings in Ulft, which form part of our industrial heritage, have now been largely renovated and accommodate the DRU museum, where culture and business come together.

DRU has operations in 3 countries and a dealership network that spans Europe. As an independent company with solid financial & operational foundations, DRU has recently been awarded the prestigious designation of 'Hofleverancier' or a Supplier to the Royal Dutch Court.

## Why a DRU heater?

From its earliest beginnings in 1754, DRU has created many diverse products. From bath tubs to frying pans, and from wall heaters to luxury fires.

All these products have one thing in common. They are simply the best in the world. They have been achieved by our adherence to quality standards and inspirational design.

Our latest range of gas wall heaters follows many years of research and development. They are developed with **low energy** input, **high efficiency** and the **lowest emission** ratings.

A heater should never be just a heating source. It should be a piece of technology in your place of worship, workplace or home that provides superior warmth and comfort.

Our range of expertly crafted products will ensure you have a choice for every commercial and domestic application.

DRU is totally committed to protecting the environment. For that reason we make sure that all of our products have the highest efficiency rating and performance approvals.



BY APPOINTMENT OF  
THE COURT OF THE NETHERLANDS

## Why buy a gas heater?

Gas heaters have many advantages over electric heaters and other forms of space heating. They are cheaper to run, easy to operate and provide warmth and comfort on demand – whatever the location.

## Why choose a heater that runs on gas?

- Convenience - with just one push of a button you can enjoy a delightful, relaxing heater
- The environment – gas is an exceptionally clean fuel and does not emit fine particles or soot
- The installation – exhaust gases from closed combustion models go straight outside via the exterior walls or roof
- Flexibility – DRU heaters run on mains gas or LPG (propane), so you can install the heaters in remote sites or portable buildings

## What should you be aware of when making a purchase?

- The availability of an outside wall or chimney to locate the appliance
- Mains gas or LPG supply
- Output and consumption of the heater, choosing the right capacity for your heating project

## Why DRU?

- Huge choice of many models and outputs
- Comfortable heating with low gas consumption and high efficiency
- No electricity required on some models
- National network of GAS SAFE registered installers and service engineers
- Over 250 years of experience



## Gas, a clean fuel

There is a great deal of debate about fuels. Gas is, and always will be, a very clean fuel. Gas combustion, for example, does not produce any small particles, releases no soot or tar and your flue system stays more or less clean at all times. Gas systems also allow you to easily regulate the temperature in the building. This is usually done via an individual integral thermostat that delivers accurate room temperatures. All DRU systems are calibrated perfectly in the factory in order to ensure that combustion is always as efficient as possible. No electricity is necessary for some balanced/conventional flue models and gas today is one of the cheapest sources of energy. It's no wonder why more and more consumers across Europe are choosing our efficient, clean and attractive gas fires, stoves and wall heaters.

### Gas reserves

Europe is rich in gas. Countries such as Norway, United Kingdom, the Netherlands and Russia all benefit from large reserves of gas. In addition, it is expected that we will find further large reserves in the future. Products such as gas fires and heaters are becoming increasingly more efficient, and less heat is needed as our houses are more effectively insulated. It is expected that gas reserves will be sufficient for at least the next 100 years, although it is, of course, still very important that we use this sensibly. That is why DRU is constantly working on new techniques for extracting more heat from less energy.

## DRU's commitment to the environment

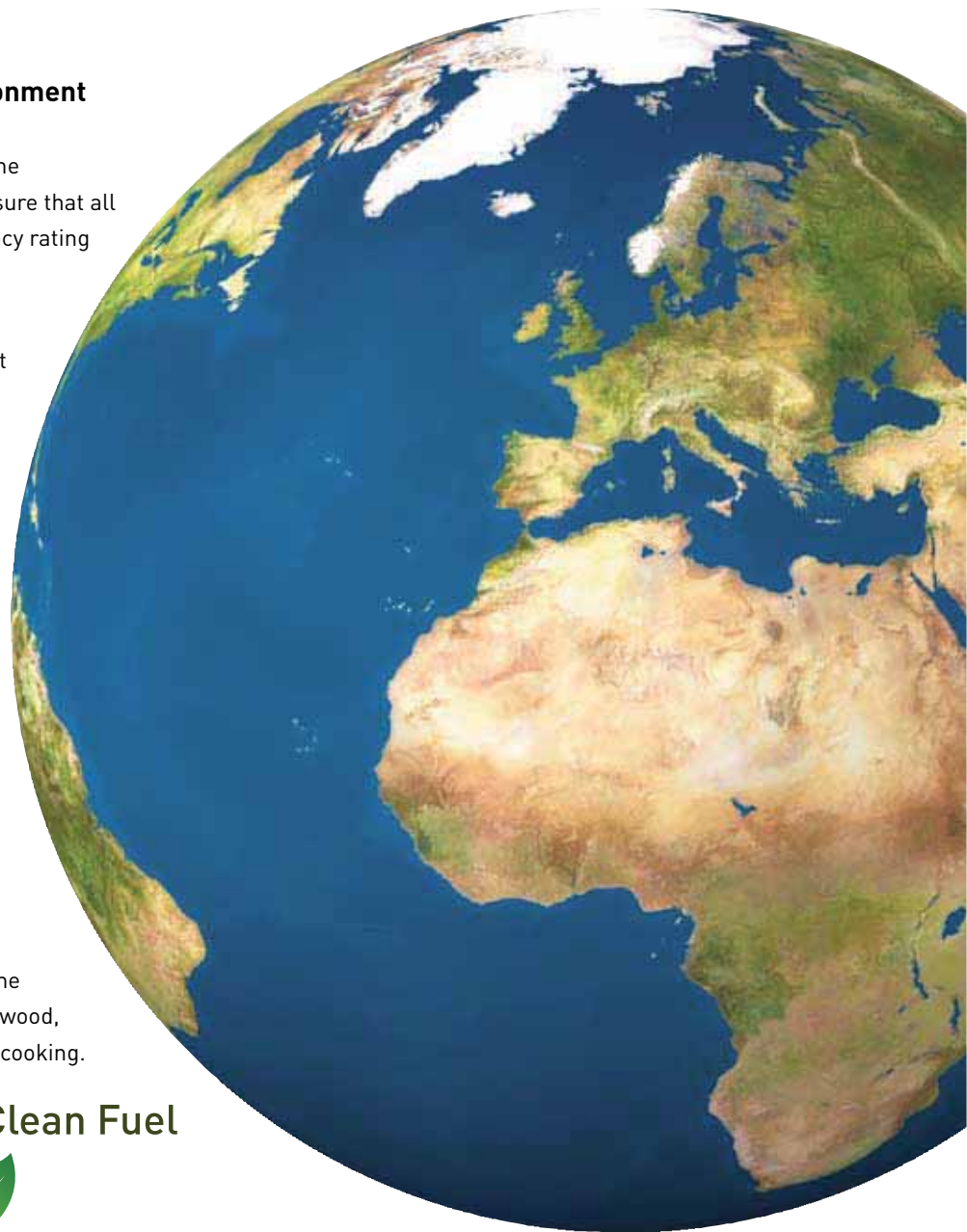
DRU is totally committed to protecting the environment. For that reason we make sure that all of our products have the highest efficiency rating and performance approvals.

Furthermore we want to make sure that the world keeps its energy reserves intact for future generations. That is why we support a wealth of environmental programs.

Our latest project is in Uganda. With our sister company, Dik Geurts, we are donating a percentage of every product sold to women in Uganda, enabling them to establish a tree plantation scheme.

This enables the women to gain financial independence in order to meet their own needs and those of their children.

Furthermore, we are investing in renewable energies and providing an alternative to fossil fuels. The programme supplies many Ugandan people with firewood, a natural energy source for heating and cooking.





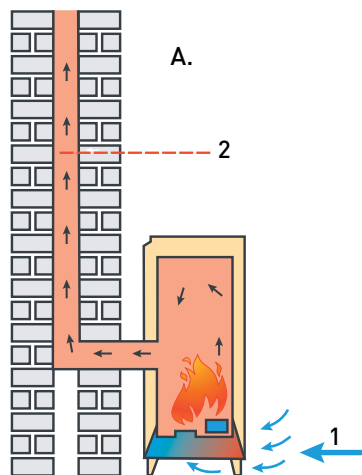
## DRU features and flue systems explained

### Conventional flue (A), balanced flue (B) or powered flue (C)? (see illustration below)

Before you buy a gas heater, you need to select the heaters and flue types that best suit your premises. Here are some of the benefits of each appliance and flue system.

#### Conventional Flue – S-Line and Pigalle

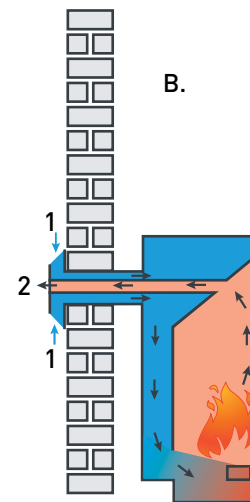
- Connects to existing chimney or flue pipe for flexibility of location
- Natural convection (virtually silent in operation)
- Free standing heaters
- No electrical supply needed
- Can be connected to a time clock if required
- Integral modulating thermostat with capillary sensor
- Natural or Propane gas



Conventional flue

#### Balanced Flue – Art, Style and Diamond series

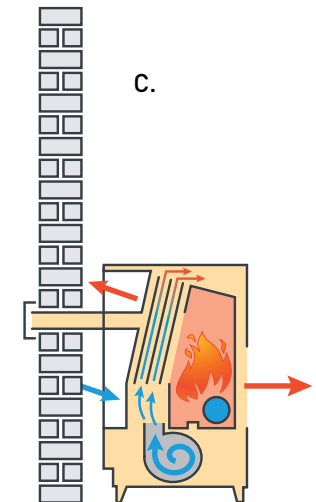
- Flue consists of two concentric tubes. Outer tube draws fresh air for combustion, while waste gases are expelled via the inner tube
- Natural convection heating, quiet and more efficient than heating water
- Additional fan assistance on Diamond models
- No danger of freezing and no need for anti-corrosive additives
- Heater is up to maximum output in 30 minutes
- Heat distribution: 85% convection/15% radiant for perfect comfort
- Heat exchangers coated in Ceramet for longer life with 10 years extended warranty
- Can accommodate wall thicknesses from 70 to 980 mm
- Integral modulating thermostat with capillary sensor
- No electrical supply required but can be connected to automatic time clock
- Terminal guards and Internal heater guards available
- Natural or Propane gas



Balanced flue

#### Powered flue – Kamara series

- Flue consists of two concentric tubes (100mm outer and 60mm inner) and can be core drilled using 105mm bit for quick installation
- Flue extensions available up to 1 metre
- Fan pulls air into a combustion chamber and pushes exhaust gases back outside
- Electronic sequence control for continuous safety checks
- Electronic spark ignition and Integral thermostat
- Delivers heat at floor level. Heater is up to maximum output in 15 minutes
- Cool touch and easy-clean outer casing
- Set up for remote time clock connection
- One piece outer casing for ease of servicing with lockable control panel
- Terminal guards and Internal heater guards available
- 15 years extended manufacturer warranty on heat exchangers
- Over 90% efficiency
- Natural or Propane gas



Powered flue

Reasons to choose DRU

# Kamara



Powered flue gas wall heaters | DRU Kamara Series



Heat exchangers with 15 years extended warranty

kW	HR
7	92%

Kamara K7



kW	HR
12	93%

Kamara K12



kW	HR
16	91%

Kamara K16

## Powered flue gas wall heaters

### Kamara Series

Kamara powered flue gas wall heaters have been developed to cope with large scale space heating in churches, school assemblies, leisure centres, town halls and other public buildings.

Kamaras are intelligent and electronically sophisticated heaters, which are room sealed with forced air convection. They have automatic electronic spark ignition for easy operation. They draw air from outside the building for combustion and heat up the room quickly and efficiently.

### Range

Kamara has three models with heat outputs from 7 to 16 kw. They have cool touch casings, so they are safe to use in schools or play centres (internal heater guards may be required). And with their extended flue options they offer flexibility of location.

### Use

Kamara heaters are effective in both winter and summer. In winter the heaters can be run on a lower thermostat setting to protect the fabric of the building from frost damage. In summer, the built-in fan can circulate cool air.

With installers in mind, they are factory T-plumbed for ease of fitting and have a convenient one-piece outer case for ease of servicing.







## Balanced flue heaters

### Art and Horizon Series

DRU Art and Horizon balanced flue gas wall heaters have been the most popular form of church heating in the UK since the 1950s. They also have many other commercial and domestic applications.

### Range

There are nine models with heat outputs from 2.4 to 11.1 kw. They are compatible with natural gas or LPG, require no electrical supply and can be installed on their own or centrally time controlled.

Art series have standard size cases, while Horizon models have a lower profile so they can be located under tall windows or in low wall spaces.








Art 2 Art 3

Art 4 Art 5

Art 6 Art 8 Art 10

kW  
2.4-11.1

Heat exchangers have 10 years extended warranty



Horizon NL31

Horizon NL51

kW  
3.1-5.1

**Art Series operation**

Using air drawn from outside the building for combustion, they use natural convection to heat the building quietly and efficiently.

**Style Series**

Style Series gas wall heaters have the same balanced flue technology as Art Series, but with a more contemporary, alu-metallic front cover design.

They are a natural choice for offices, studios, apartments, home extensions and conservatories.

Just like the Art Series, they are compatible with natural gas and LPG and have a range of heat outputs from 2.4 – 4.0 kw

The Style 31 model, like the Horizon has a lower profile that can be located in smaller spaces, such as portable classrooms or conservatories.



Style 3

Style 4

Style 5

Style 31

kW  
2.4-4



Diamond D18

Diamond D30

Diamond D45

## Conventional flue heaters

### Diamond Series

Diamond Series heaters, like Art and Style, are balanced flue models, but with the addition of electrically powered fan assisted convection for rapid and comfortable heating.

They are effective, functional heating appliances that can be located in offices, classrooms or in the home. There are three models with heat outputs from 1.8 to 4.4 kw.

They have built-in 7 day timers and integral thermostats, so they can operate effectively in isolation from the rest of a building's heating system.

### S-Line and Pigalle

DRU S-Line and Pigalle wall heaters serve the needs of organisations that wish to connect their heaters to a conventional chimney or flue pipe, but want the economy and efficiency of gas heating.

Like the Art and Style series, they require no electrical supply, are compatible with mains gas or LPG, and provide heat outputs from 4.5 to 9.4 kw.

S-Line has a clean, contemporary appearance, whilst Pigalle has a visible flame picture.



Pigalle

kW  
7.3

S-Line 4

S-Line 6

kW  
4.8-9.4

S-Line 8

S-Line 10

Balanced flue gas wall heaters | Diamond Series  
Conventional flue gas wall heaters | S-Line and Pigalle



Art & Horizon balanced flue heaters										
Part number	Model	Heat output kW Nat gas	Heat output kW LPG	Efficiency %	Flue dia. mm	Dimensions (mm)			Weight kg	Colours
						Height	Width	Depth		
G2TANG	Art 2	2.4	2.0	78	160	539	320	202	11	2,3
G3TANG	Art 3	3.5	3.1	78	160	503	545	232	16	2,3
ART4NG	Art 4	4.0	3.5	78	160	503	695	232	20	3
G5TANG	Art 5	5.4	5.4	78	210	517	782	260	36	3
G6TANG	Art 6	6.4	6.4	78	210	517	1035	260	46	3
ART8NG	Art 8	9.5	9.5	78	240	547	1286	305	59	3
ART10NG	Art 10	11.1	10.7	78	240	547	1538	305	70	3
HR30NG	Horizon NL31	3.1	3.1	78	210	339	757	232	22	3
HR30NG	Horizon NL51	5.1	5.1	78	210	386	1230	289	44	3

Style balanced flue heaters										
Part number	Model	Heat output kW Nat gas	Heat output kW LPG	Efficiency %	Flue dia. mm	Dimensions (mm)			Weight kg	Colours
						Height	Width	Depth		
STYLE3	Style 3	2.4	2.0	78	160	576	390	229	14	4
STYLE4	Style 4	3.5	3.1	78	160	571	615	234	20	4
STYLE5	Style 5	4.0	3.5	78	160	571	765	324	24	4
STYLE31	Style 31	3.1	3.1	78	210	390	805	230	25	4

Diamond natural convection fan-assisted heaters										
Part number	Model	Heat output kW Nat gas	Heat output kW LPG	Efficiency %	Flue dia. mm	Dimensions (mm)			Weight kg	Colours
						Height	Width	Depth		
I18WSN	Diamond D18	1.8	1.8	78	90	650	508	225	20	9
I30WSN	Diamond D30	3.5	3.5	78	110	650	658	225	25	9
I45WSN	Diamond D45	4.4	4.4	78	130	650	808	225	38	9

All heaters run on natural gas and LPG


Full range of spares and accessories in stock

Efficiency ratings of heaters is between 70 and 90% subject to building conditions

Kamara powered flue heaters										
Part number	Model	Heat output kW Nat gas	Heat output kW LPG	Efficiency %	Flue dia. mm	Dimensions (mm)			Weight kg	Colours
						Height	Width	Depth		
K7PFNG	K7	7.0	7.0	92	100	760	760	420	75	3
K12PFNG	K12	12.0	11.8	93	100	760	760	420	75	3
K16PFNG	K16	16.0	15.7	91	100	760	960	420	85	3

S-Line & Pigalle natural convection heaters with chimney connection										
Part number	Model	Heat output kW Nat gas	Heat output kW LPG	Efficiency %	Flue dia. mm	Dimensions (mm)			Weight kg	Colours
						Height	Width	Depth		
SLINE4	S-Line 4	4.8	4.5	73	80	679	580	250	18	1
SLINE6	S-Line 6	6.5	6.5	73	80	679	720	250	23	1
SLINE8	S-Line 8	7.6	7.6	73	100	679	780	250	24	1
SLINE10	S-Line 10	9.4	9.4	73	100	679	900	250	26	1
CHAMNG	Pigalle	7.3	7.3	73	100	725	650	286	47	8

#### Colours







designed to be different



BY APPOINTMENT OF  
THE COURT OF THE NETHERLANDS



DRU Verwarming B.V.  
Postbus 1021 | 6920 BA Duiven  
Ratio 8 | 6921 RW Duiven  
Nederland  
T. +31 (0)26 - 319 5 319  
F. +31 (0)26 - 319 5 348  
E. info@drufire.nl  
www.dru.nl

Drugasar Ltd.  
Deans Road | Swinton  
Manchester | M27 0JH  
United Kingdom  
T. +44 (0)161 - 793 8700  
F. +44 (0)161 - 727 8057  
E. info@drufire.co.uk  
ww.drugasar.com

DRU Belgium  
Kontichsesteenweg 60  
2630 Aartselaar  
Belgium  
T. +32 (0)3 - 450 7000  
F. +32 (0)3 - 450 7009  
E. info@drufire.be  
www.drufire.be

www.drufire.com

Dealer

● DRU  
The Netherlands  
United Kingdom  
Belgium

● International partners and showrooms:

Austria	Germany	Norway
Bulgaria	Greece	Poland
Czech Republic	Hungary	Portugal
Denmark	Ireland	Romania
Estonia	Israel	Spain
Finland	Italy	Sweden
France	Malta	